



Threads of Thought

A Quilter's Exchange

We're
41 years old!

Richmond Quilters' Guild, Richmond, Va.

Vol. 41, No. 6 Feb/March 2020

Website Address: richmondquiltersguild.com

A Message From Sherry

Volunteering! Without it our country would be a far less glorious place to live, as would many other countries around the world. Close to home on Sunday afternoon January 5th, 15 of your guild members gave up about 5 hours of their weekend to attend a board meeting for RQG. No! The meeting was not that protracted, but some have drive distances that take as long as the meeting. They volunteered to do this to help Richmond Quilters' Guild function more smoothly and to provide opportunities for fellowship, learning and community service.

Do volunteers for quilt guilds require special skills? In some cases, yes! Being a guild treasurer requires math skills and in today's world, having a working knowledge of computer financial programs like Excel is a plus if not always a necessity. Not all volunteer positions require such specific skills. Some jobs allow you to learn and grow as you go.

Most volunteers possess a wonderful quality—generosity of spirit. When you volunteer to do a job, there is almost always someone there to cheer you on, to lend a hand when you feel that you are floundering or to help by pitching in to get the job done properly or even to support you when you feel that you may have taken on more than you can handle.

The next time your chapter or the guild is looking for someone to fill a position, raise your hand and say, "I can do that" and be prepared to enjoy working with and getting to better know some of the most delightful people imaginable. I know that I have!,

Sherry

RQG Nominees Announced

The By-Laws of the Richmond Quilter's Guild state that elections of the Secretary, Treasurer, and Program Director will be held in even numbered years. The nominees are as follows: Secretary - Ann Shibut (Hospitality) ; Treasurer - Vickie Daniels (Piecemakers); and Program Director - Barbara Vonada (Bits & Pieces). Nominees from the floor will be accepted, providing the nominees have agreed to serve. The election will be held at the **Guild's Annual Meeting on March 28th. See page 2 for info on that.**

Quilt Show News and Plans

See page 6. Entry forms pg. 8-9



Spring Meeting Plans Announced

The Richmond Quilters Guild Spring meeting will be held March 28, 2020 at New Bethesda Baptist Church, New Bethesda Rd., Mechanicsville, VA 23111. In the morning we will have a lecture by Jim and Connie Thompson of Williamsburg VA. They were here a couple of years ago and presented a lecture on Amish Quilts. The lecture and trunk show this time will be on **Floral Quilts**.

At the Guild's Annual Business meeting there will be the election of some of the Guild officers.

In the afternoon, we will be playing Quilt Guild Bingo. The instructions are on page 5 in this issue of TOT and also on the Guild website so you can make a block or two and participate in the afternoon activities. A picture of a game board is on this page. There will be prizes!!

More information will be coming via email later on registration for the lecture and lunch and afternoon bingo

Nancy Buckland, Program Chair



Threads of Thought is published 6 times a year by the Richmond Quilters' Guild. Send news items, inquiries, advertisements and suggestions to the editor, Ann Shibut, at 804 Derby Drive, Richmond, VA 23229 or use e-mail: ashibut@comcast.net. Telephone: 741-1374 or cell, 276-591-8546. Newsletter deadline: 2nd Monday of the month. **For changes of address please notify your chapter treasurer.**

Richmond Quilters' Guild Officers

President	Sherry Whitford	787-566-1928 or sherry.whitford@gmail.com
Vice President	Bobbie Stein	804-364-5544 or bobbieinstein@aol.com
Secretary	Anne C. Wright	520-1426 or anneqlt@aol.com
Treasurer	Shawne Kaeser	530-3443 or shawnekaeser@gmail.com
Asst. Treas.	Sharon Gallegos	382-7536 or sgg7777@aol.com
Prog. Chair	Nancy Buckland	347-7674 or L2Quilt@hotmail.com
Web-masster	Marina Hernandez	rvaguild@gmail.com


Sad News

Long time Guild and Hospitality Chapter member, Marion Reece, passed away unexpectedly in early January. Marion held a variety of offices and committee positions through the years which led to her election to Life Membership in the Guild in 2017. Quiet and unassuming, Marion was a constant presence at every meeting, friendly and thoughtful of others. She will be greatly missed.

Cards and notes of sympathy will be forwarded to her family if you send them to Marion's address, 11757 Triple Notch Terrace, Henrico, Va. 23233, or you may direct them to her niece, Jane Hicks, P.O. Box 311, Welch, WV 24801.

Va. Quilt Museum News

The first exhibits for 2020 will open on February 18. Jennifer Emry's "Rescue, Repair, Recycle, Renvent" will show examples of rescued and finished quilt tops and 11 wall quilts made more recently. Linda Fiedler's quilts show how her work has evolved to make "total visual and emotional" statements. And Trudy Van Dyke's exhibit is one of 2D and 3D art in all media by a variety of invited artists creating pieces with design elements of a quilt but made without any fabric.



A Bingo game board. See directions for making it on page 5

Board Meeting Minutes, _Richmond Quilters' Guild
January 5, 2020 2:00PM Shady Grove UMC Church, Glen Allen, VA

President Sherry Whitford welcomed attendees and routed an attendance sheet; a quorum was confirmed.

Reports: Secretary – Anne Wright - The minutes were approved as published.

Treasurer – Shawne Kaeser – Current balance of \$9,024.24 reported for the guild account and \$11,055.64 reported for the quilt show account. Guild membership is currently 318; WE Quilt will be adding their 52 members to the Guild roster, noting that WE Quilts will be the second chapter for many of these members. An audit committee of Shawne Kaeser,, Bobbie Stein, and Sherry Whitford were selected.

Chapter Reports - Brief updates from a representative of each chapter were made indicating increasing memberships, planned retreats, ongoing charity efforts and upcoming programs. Please note that James River Heritage reports they have changed their meeting start time from 7PM to 630PM

Spring Meeting – Nancy Buckland – Meeting will be March 28th at New Bethesda Church in Mechanicsville; Jim and Connie Thompson from Williamsburg will present a program “Floral Quilts”. Lunch will likely be a boxed lunch with the afternoon program being “Quilt Bingo”. Instructions on making the bingo blocks have been sent to the chapter program people, will be in the next TOT and posted on the Guild website..

Life Membership – One individual was submitted and approved for life membership. This person will be introduced at the Spring Meeting.

Bonnie Hunter – May 21-23 with two full day classes, one half day class and a lecture on Saturday morning. Member will be allowed to sign up for one class (indicating first choice and second choice). Classes will run about \$45 and the lecture fee will be \$10.

Quilt Show - Lisa Adams – Next meeting January 24th at Virginia Center Commons Panera's at 9960 Brook Rd. Vendor application process is ongoing. Committees are still forming and starting to organize. Tickets will be \$10 (or \$8 with a Guild membership card. Representation from each chapter is encouraged.

Outreach Events

James River Winery – Barbara Vonada - Barbara has been in touch with the winery and they are interested in being a venue for a “Wine and Quilt” event this coming spring. She and Lisa Adams are scheduling a time to visit the winery to explore the possibility of holding the event May 2nd of 2020 and to find out more particulars.


Bookmarks - Sherry indicates she is now working to print out the revised bookmarks updated to add WE Quilt Chapter information and change the start time of James River Heritage meetings.

Nominations for Guild Officers- Ann Shibut has agreed to be nominated as Secretary and Teresa Whitlock is being asked to consider the Treasurer position. Barbara Vonada has agreed to be nominated for Program Chair

Next Board Meeting - The next board meeting will be April 19th at Shady Grove UMC Church starting at 2 p.m.

The meeting was then adjourned.

Anne C. Wright, Secretary



Chapter News

Crazy Quilters

Crazy Quilters will meet on Tuesday, February 4, beginning at 7:00 p.m. at the Mechanicsville



Presbyterian Church, corner of Atlee Road and Signal Hill Road. Our program that evening will feature Haylie Zapantis who will be talking to us about indigo/fabric dying.

March's meeting will be Tuesday, March 3, beginning at 7:00 p.m. at Mechanicsville Presbyterian Church. Our program that evening will be about yoga for quilters and will be taught by Holly Henty -- wear comfy clothing.

Crazy Quilters continues to hold monthly mini-retreats at the Mechanicsville Presbyterian Church **on the same weekend as our monthly meetings.** February dates will be February 6, 7, and 8; March dates are March 5, 6 and 7. The price remains the same -- \$10 for one day, \$20 for two days, and \$25 for all three days. Please join us when you can for good company and food and great quilting.

Our slate of officers for the coming year is as follows: President -- Jennifer Johnson; Vice President -- Deb Bossé; Secretary -- Brenda Carter; Treasurer -- Sue Cunningham; Program Committee -- Barbara Klear, Jeannette Gay, Linda Killmeier
Deb Bossé

WE Quilt



WE Quilt (West End Quilt Chapter) meets at Chadwick Heirlooms located at 12501 Patterson Ave, Richmond, VA on the 4th Tuesday of each month from 10:30 am to 12:30 pm. Please park around the back at Chadwick's. Our February 25th meeting will be a Kaffe Fassett trunk show by Anna Helms.

At our March 24th meeting the chapter is having a sew in to make small pillows for "From the Heart Stitchers" to be given to cancer patients.

The proposed slate of officers for 2020-21 is President- Michelle Pease; Vice President - Joyce Lillemon Boschert; Program Chair - Diane Finnegan; Treasurer - Marsha Reeves; Secretary - Karen Hayes.

Michelle Pease

Piecemakers



Piecemakers meets at New Bethesda Baptist Church, New Bethesda Road, Mechanicsville, VA at 9:30 am on the second Wednesday of the month. The February 12th meeting will be a group Sew-Day for the members. They will also have a Quilters' Yard Sale at this meeting.

On March 11th Karen Dumont will give a trunk show and class. The class will be one of her newest, "Braid Parade."

The slate of officers for the coming year is as follows: President - Jan Humphreys; Vice-President - Noreen Deyo; Secretary - Barbara Allen; Treasurer - Debbie Agee; Programs - Alice Sandridge.
Mary Noel (reporting from a beach bar in the Dominican Republic!)

Bits & Pieces



Bits and Pieces will meet February 11 at 7:00 p.m. at the Laurel Hill United Methodist Church in Varina. We will have our annual fleece drive of blankets and pillows led by Meade Welch for donation to the VCU Massey Cancer Center chemotherapy rooms to keep patients warm and comfortable during their infusion. Please bring any completed pillowcases and charity items. Don't forget show n' tell!

Bits and Pieces will meet March 10 at 7:00 p.m. at the Laurel Hill United Methodist Church in Varina. Susan Cook will lead our program which is to be announced. Please bring any completed pillowcases and charity items. Don't forget show n' tell!

The slate of officers for the coming year is as follows: President- Barbara Vonada; Vice President- Fran Cunningham; Treasurer- TBA; Secretary- TBA; Historian- Chris Pandel; Programs - Committee of the whole

Anna Williams

Chapter News

James River Heritage

Happy New Year from the members of the James River Heritage Quilters.

Please note the change to our meeting times. We meet on the first Wednesday of the month, the time is now 6:30 - 8:30, at Bon Air Christian Church.

The February 5th program will be on the "Spin Me Around" block, a great stash busting technique. On March 4th we are having a Pot Luck Dinner and Installation of our new officers: Treasurer: Ann Malcomson; Membership: Jean Roop; Programs: Sandra Armantrout, Frances Engesser, Cindy Lyles, and Kathy Miranda. The other officers remain as now.

We are happy to report that in the past two months the chapter had a total of 511 volunteer hours reported. In January we started an Ugly Fabric challenge and look forward to seeing the results from our participants in June.

Please join us for a meeting!

Debbie Quitiquit



Hospitality

Hospitality chapter meets on the first Wednesday of the month at 9:30 (social time) with business and the program beginning at 10. We meet at Community of Grace Church, 2240 Cranbeck Road.



The program on February 5 will be "All Scrapped Out!," presented by Penni Domikis of Cabin in the Woods. Cabin in the Woods is a woman-owned small business in Fredericksburg VA. This program is a demonstration of how to make a masterpiece out of your unruly collection of scraps without pre-cutting or pre-pressing your fabrics. There is no need for pre-cut sizes. Designer Penni Domikis will show how to step away from the cutting table and ironing board and just begin sewing. There is no need to purchase special rulers... you will use YOUR rulers. There is no need to cut into your stash of yardage... you will use YOUR scraps and turn them into something spectacular. Using just a few rules of experience Penni will show how to make "free" quilts with all those leftovers others throw away.

On March 3 Louise Mooney will explain some ideas for clever fabric storage, a skill all of us can definitely use!

Quilt Guild Bingo Game Card Instructions

(permission to copy these instructions granted by *Fons & Porters Love of Quilting*) Materials for 1 (10 ½") card
(Each fabric must be chosen from one of the following categories: batik, floral, geometric, heart, leaf, metallic, holiday, novelty, paisley, plaid, solid, star, stripe, or 1930s print. Use a black print for the center square.)

5 (2.5") squares assorted yellow and orange prints; 5 (2.5") squares assorted red prints

5 (2.5") squares assorted blue prints; 5 (2.5") squares assorted green prints

5 (2.5") squares assorted pink and purple prints; 1 (2.5") square black print

Block Assembly

1. Referring to photo, join 5 yellow/orange print squares to make one row
2. In the same manner make 1 red, 1 blue, and 1 green row.
3. Join 2 pink/purple squares. Make another pair of pink/purple. Join one pair to each side of a black square to complete the pink/purple row.
4. Join rows, placing the pink/purple row in the center to complete the block

Picture of game board is on page 2

Richmond Quilters' Guild Presents "Seasons of Quilt" Quilt Show October 16 & 17, 2020



We are excited to host our 14th Quilt Show this year in October at the RIR Commonwealth Building again. Our sponsor again this year is Virginia Longarm. We are under way with the planning and we have a great committee working to bring you a great show. We have a theme this year and will decorate according to the seasons. The quilts will be judged by only the viewers this year and they will

be entered into seven different categories. You pick the category that best fits your quilt and we will do the rest. The form for your entry will be included in the TOT this issue on the last page so you can print it off. You will need **one entry form for each quilt or item you will be submitting**. We just need the form and your picture right now so don't delay in getting your forms back to me for prioritization. We expect to have many new vendors this year and some different activities during the show. Our show will be held on Friday and Saturday, October 16-17, so mark your calendar.



This year our Boutique this year will benefit the ASK Foundation located here in Richmond. ASK is a non-profit organization dedicated to helping families socially, psychologically, academically, financially, and spiritually whose children are being treated for cancer. Anne Wright and Sandra Collins will be in charge of this fun booth. They are asking us for items to sell in the boutique, so start making those items now and we will collect them beginning at the Spring meeting.

The quilt show has a representative from each of our 6 chapters, so you should be getting updates each month. We will be working together as the Richmond Guild on this project and as always, we need lots of volunteers, from helping to intake the quilts, to hanging, to greeting our visitors, to selling items in the boutique, to selling raffle tickets, answering questions for our guests to counting ballots and then taking it all down. With our over 300 members you should only need to volunteer for one slot. As the show gets closer there will be a sign-up schedule.


With all of this coming up, we hope you are creating a wonderful quilt or project that you will consider entering into our show. Keep on sewing!

Lisa Adams, Quilt Show Chairman



Splashes of Color

From *The Secret Lives of Color*.



Avocado Green

Green,... Part II

“The Secret Lives of Color” book used several pages to just discuss Green in some detail and some of this was in the last issue of TOT. The author continued with separate sections about the following specific greens: verdigris, absinthe, emerald, Kelly green, Scheele’s green, Terre verte, avocado, and celadon. Now, I’ll dip into several of these, beginning with emerald.

The gem stone emerald is rare member of the beryl family which derives its color from small deposits of chromium or vanadium. Ancient Egyptians mined them from 1500 BC and set them in amulets and talismans. The Romans, thinking that because the color green is so prominent in nature it was restful and healthful for the eyes, actually ground up emeralds to make expensive eye balms. The infamous emperor Nero especially loved emeralds and had a large collection of them. It was said that he used an especially large emerald like sunglasses to protect his vision while watching gladiator fights. And L. Frank Baum in *The Wonderful Wizard of Oz* in 1900 used emeralds as both the building blocks and name for the fabulous city that Dorothy and her little band of friends marched toward. The Emerald City is a metaphor for the magical fulfillment of dreams.

You can’t write about the color green without mentioning the Irish and Kelly green. Even the city of Chicago dyes its river water green to celebrate St. Patrick’s Day each March. But the use of green by the Irish is a recent innovation beginning only about 1900. St. Patrick used the shamrock to help explain the trinity, but until the mid-1700s the color he was most associated with was blue. Irish loyalty shifted from blue to green as a protest against the anti-Catholic bias of William of Orange. A green flag with a golden harp became the symbol of Irish Home Rule. The Irish eventually adopted a tri-color flag with green for the Catholic nationalists, orange for the Protestants, and white for the peace they hoped would last between them.

Finally, avocado. This earthy color green, along with burnt orange and harvest gold swept the palettes of many consumer products during the growing concern for the natural world in the 1970s. Remember avocado-colored refrigerators? This color used in home decor now seems passé, but the appetite for the plant *Persea americana* has swelled to amazing proportions. Considered one of the few “healthy fats,” avocado imports have ballooned. Avocado toast is the centerpiece of the eat-clean aspirational life style. In 2014 four billion avocados were consumed in America.

Attach 4 X 6 color photo
of quilt entry here



Quilt Entry Form

Entries Must Be Postmarked by Sep 1, 2020

Seasons of Quilts

Richmond Quilters' Guild Quilt Show – October 16 & 17, 2020
Commonwealth Building, Richmond International Raceway
600 East Laburnum Avenue, Richmond VA 23222



Quilt Drop-Off – Thursday, Oct. 15th, 8AM to 1PM

Pick-up – Saturday, Oct. 17th, 6PM – 7:30PM

Quilter's Name _____ Chapter _____

E-mail _____ Phone (H) _____ (C) _____

Quilt Information

Quilt Name _____ Size (L) _____ (W) _____ (Maximum 110")

☐ Pieced/Traditional ☐ Appliqué ☐ Innovative Art/Modern Quilting ☐ Challenge Quilts

☐ Wearables/Useable Items ☐ Child Quilter (15 years of age or younger) ☐ Group Quilts **Select one**

If you enter more than one quilt, please prioritize your quilts by number. We will use your preferred order in the event we receive too many quilts.

Description:

Main colors in this quilt are: _____

Quilt was Pieced/Appliquéd by: (Name/s) _____

Quilt was Quilted by: (Name/s) _____

IF NOT an original design, credit must be given to the source. In order to comply with copyright laws, always state origin/pattern/name of designer on any original designs you may have duplicated in space below***

In fifty (50) words or less, write comments to be displayed with your quilt (e.g. descriptions, history, meaning, etc.

Design Source:

For Intake Use Only

Category Display Location Entry Number Claim Ticket No

Viewer's Choice: Quilts will be voted upon by quilt show attendees. One ribbon will be awarded in each of the seven (7) categories, plus a ribbon will be awarded for Viewer's Choice.

Instructions:

- Quilt must not have been previously exhibited in a Richmond Quilters' Guild show.
- Each quilt entered **must have a four (4) inch sleeve and a fabric label with the owner's name.**
Exception: No sleeve needed for quilts measuring less than 24" X 24"
- Complete one (1) "Quilt Entry Form" FOR EACH QUILT entered.
- Include a 4"X6" color photo showing the full quilt (or quilt top).
- On the back of the photo include **quilter's name, name of quilt, and quilt dimensions.**
- Deliver all quilts to the Commonwealth Building at the Richmond International Raceway on Thursday, October 15, 2020 from 8 AM – 1 PM. **Make sure you receive a claim ticket for EACH quilt entered.**
- **Quilts may be picked up AFTER 6:00PM on Saturday, October 17 after all quilts are taken down. No quilts will be released earlier. Quilt Claim Ticket will be required to verify quilt owner. If you are picking up for another quilter, you must have a letter and the claim ticket(s) from that quilter giving permission.**

FEES – Complete and include payment with entry form

Guild Members – No Fee

Non-Member Show Fee - \$15.00 (Per quilt)

Total Enclosed

\$_____

CHECKLIST: Mailed entry must include Quilt Entry Form (**one per quilt**), color photo of quilt attached to form, and your check (payable to Richmond Quilters' Guild) for non-members.

By entering your quilt(s) you agree to the following conditions:

- I grant permission not only for attendees to photograph or videotape my quilt(s) but also for the Richmond Quilters' Guild to do so for publicity purposes.
- I understand it is my responsibility to insure my quilt(s). I understand the Richmond Quilters' Guild will take every precaution to protect my quilt, but will not be responsible for events beyond their control. For your protection, your quilt(s) should be covered by your homeowner's policy. For further questions, contact your insurance carrier.

QUILT OWNER'S SIGNATURE _____

Mail your entry to:

Lisa Adams

2579 Walkers Ridge Terrace

Powhatan, VA 23139

Forms and all attachments must be postmarked by Tuesday, September 1, 2020.